

#### Installation Notes:

Required: Heavy hammer and corresponding drive rod (available separately)

Highly recommended. Pre-drill a 2" diameter pilot hole prior to installing the 680 and 880 kits.

The Earth Anchor is "set" for maximum holding capacity when it is perpendicular with the direction of the securing cable.

Attach ratchet strap around the palm trunk; secure, approximately 5-7 feet above ground level. Attach the three triangular split clips onto the ratchet strap at even intervals. Slip the anchor cable-end through the triangle split clip and attach cable clips as needed. Adjust the tension on the turnbuckles to complete the tie-down procedure.

## Better Bilt Products

*Manufacturer of products for the Horticultural industry since 1946*




## Earth Anchor Palm Tree Collar Kit

**Better Bilt** Products, Inc.

To order call 1-800-544-4550  
or visit us at: [cartsandanchors.com](http://cartsandanchors.com)  
To see our full line of professional landscape products



Copyright © 2009 Better Bilt Products, Inc.



**Better Bilt** Products, Inc.


900 S. Kay Ave.  
Addison, IL 60101  
630.543.6767 / 800.544.4550  
630.543.0524 fax

[bbponline.com](http://bbponline.com)

- > Aesthetic improvement over typical anchoring and support methods
- > 1,100 lb. and 3,000 lb. holding capacities
- > Unique, self-locking, slip-over triangle clips secure palm collar to guying cable
- > Provides additional support to withstand high winds and severe storm damage
- > Rapid set-up & take down


## Palm Tree 680 Collar Kit

Kit contents: Three 680 Anchors w/ attached 1/8" dia. galvanized steel cable; one palm collar (1" webbing, ratchet, three self-locking triangle split clips); six cable clamps and three 5" turnbuckles



## Palm Tree 880 Collar Kit

Kit contents: Three 880 Anchors w/ attached 3/16" dia. galvanized steel cable; one palm collar (2" webbing, ratchet, 3 self-locking triangle split clips); six cable clamps and three 7" turnbuckles



Chiseled anchor tip for quick and easy installation



Anchor holding capacity is dependent on soil type and density

Secure your valuable palm trees.  
Don't let high winds and storms  
blow them down!



3A-EKPC680 Palm Collar Kit	
Anchor length	4 3/4"
Anchor dia.	15/16"
Cable length	13'
Cable Dia.	1/8"
Capacity*	1100 lbs.
Turnbuckle	5"
Turnbuckle min / max	7 1/2" - 10 3/4"
Webbing	4' x 1"
Ratchet size	1"
Tree Size	Up to 6"

3A-ET680 Drive Rod	
Specifications	36" x 1/2" steel rod

*\*Anchor holding capacity is dependent on soil type and density*

Kits are available with stainless steel cable upon special order request; call for prices and delivery times.

3A-EKPC880 Palm Collar Kit	
Anchor length	7"
Anchor dia.	1 5/8"
Cable Length	15'
Cable Dia.	3/16"
Capacity*	3000 lbs.
Turnbuckle	7"
Turnbuckle min / max	10 1/2" - 16"
Webbing	6' x 2"
Ratchet size	2"
Tree Size	Up to 11"

3A-ET880 Drive Rod	
Specifications	46" x 7/8" steel rod

*\*Anchor holding capacity is dependent on soil type and density*

To order call 1-800-544-4550  
or visit us at: [cartsandanchors.com](http://cartsandanchors.com)

